



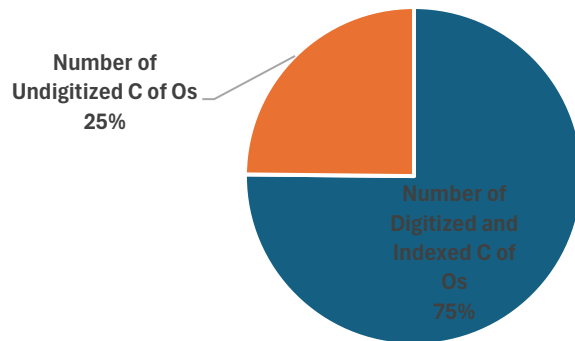
JIGAWA GEOGRAPHIC INFORMATION SYSTEM

STATE MINISTRY OF LANDS, HOUSING, URBAN DEVELOPMENT &
REGIONAL PLANNING

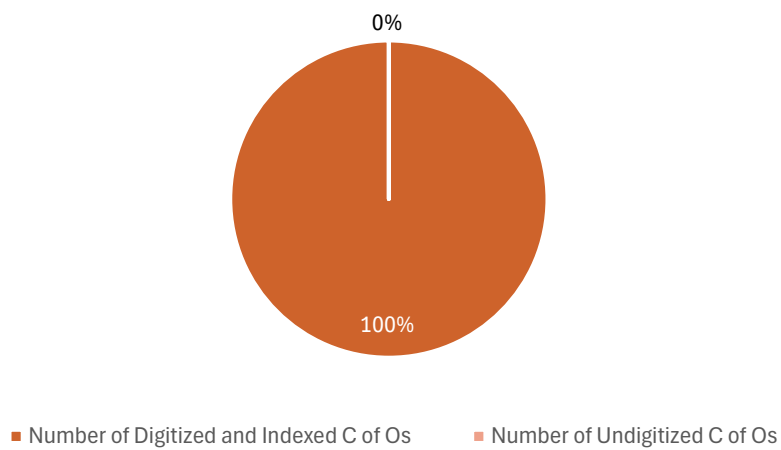
JIGAWA STATE C of Os STATISTICS 2012 – 2025

CERTIFICATES OF OCCUPANCY (C OF O) ISSUED FROM 1st OF JANUARY 2012 TO 31st DECEMBER 2024			
Description/ Year	Total Number of C of O Registered	Number of C of O Undigitized	Number of digitized and Indexed C of O
2012	191		191
2013	145		145
2014	286		286
2015	409		409
2016	221		221
2017	178		178
2018	163		163
2019	130		130
2020	171		171
2021	130		130
2022	366	298	68
2023	317	295	22
2024	135	113	22
2025	215	0	215
TOTAL	3057	706	2351

Number of CofOs Digitized and Indexed from the Total
Number of C of Os Undigitized in Jigawa State (1st January
2012
- 31st December 2024)

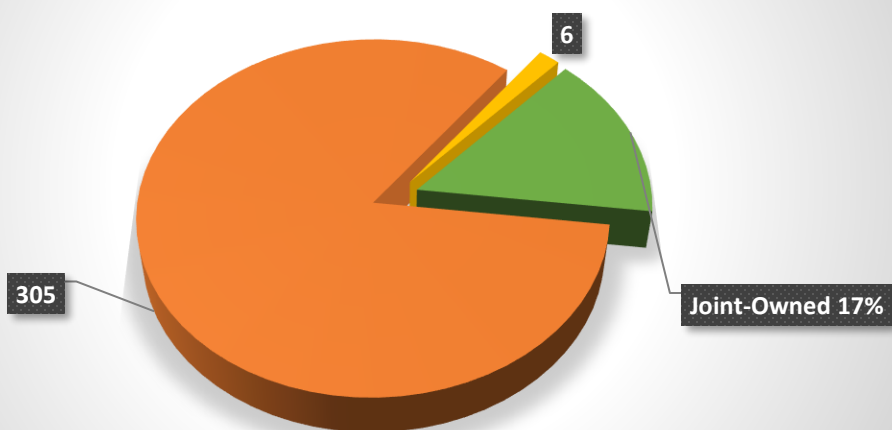


Number of CofOs Digitized and Indexed from the Total Number of C of
Os Undigitized in Jigawa State (1st January 2025 - 31st December
2025)

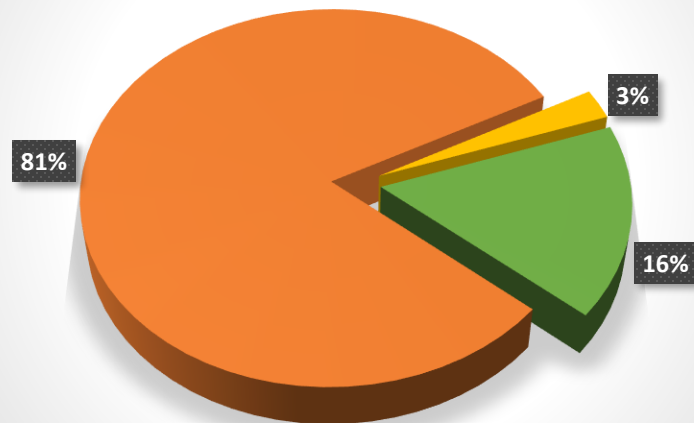


Ownership types	Number of C of O issuance			
	1st January 2022 - 31st December 2022	1st January 2023 - 31st December 2023	1st January 2024 - 31st December 2024	1st January 2025 - 31st December 2025
Male Owners	305	257	123	52
Female owners	6	8	2	158
Joint owned (with inclusion of a female ownership)	55	52	10	5
Total	366	317	135	215

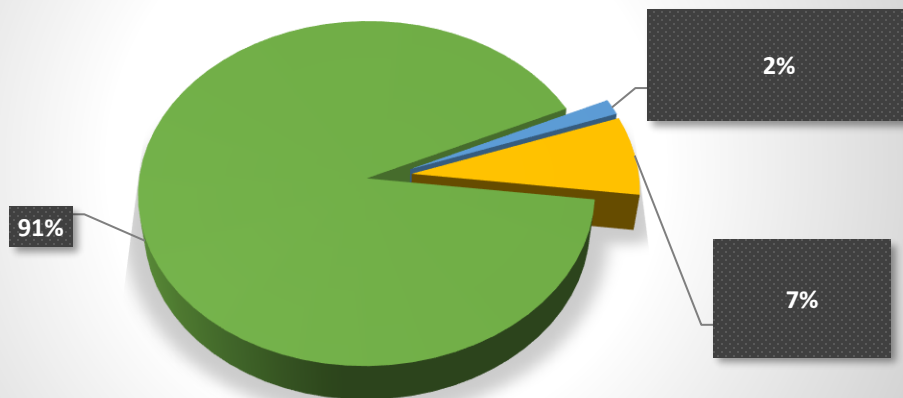
Gender spread of Jigawa State CofOs (issued between 1st January 2022 -31st December 2022)



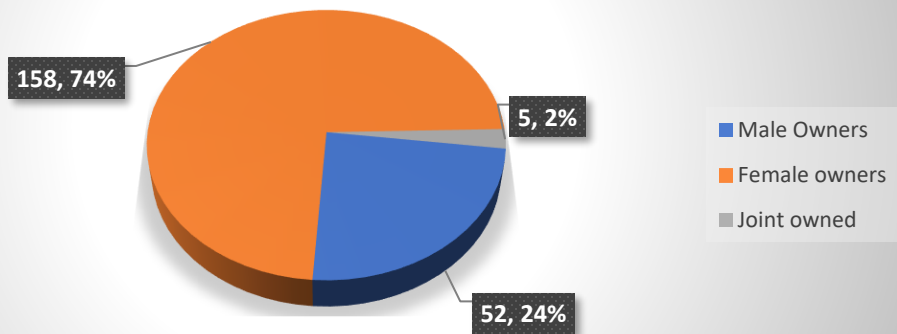
Gender spread of Jigawa State CofOs (issued between 1st January 2023 - 31st December 2023)



Gender spread of Jigawa State CofOs (issued between 1st January 2024 - 31st December 2024)



Gender spread of Jigawa State CofOs (issued between 1st January 2025 - 31st December 2025)



Signed
JIGIS Unit Head
Jigawa State Ministry of Lands